

SHEEP DRAWS

DRAW CODE 29

Non-trophy Sheep Special Licence Draw

Residents Only

Price (GST not included): \$27.40

A Non-trophy Sheep Special Licence authorizes the holder to hunt a non-trophy sheep in 1 of the following areas during its listed season. A non-trophy sheep is a male mountain sheep under the age of 1 year or a female mountain sheep.

Resident hunters successful in drawing a Non-trophy Sheep Special Licence may designate a resident youth partner to hunt with them and share the special licence tag. (See page 15 for details)

Season	Area	Enter This Code	
September 10 – October 31	*402-303, 306	306	
	*402-308	308	
	*402A	853	
	*406A	854	
	*406B	855	
	*408A	904	
	*408B	856	
	416	416	
	*418A	844	
	*418B	845	
	420	420	
	*422A	846	
	*426A	847	
	*430A	848	
	*430B	849	
	432	432	
	*434A	850	
	*434B	851	
	437	437	
	*438A	852	
	*438D	704	
	440	440	
	442	442	
	444	444	
	*445A	906	
	*445B	907	
	446	446	
	*438C	703	
	September 10 – November 30	410 – Archery Only	410


* These areas comprise either a portion of one WMU or all of one WMU and a portion of an adjacent WMU. See descriptions on page 42 and 43.

IMPORTANT: A Non-trophy Sheep Special Licence is not valid for the taking of male mountain sheep over the age of 1 year.


The holder of a Non-trophy Sheep Special Licence may

1. hunt and kill 1 non-trophy sheep in the area prescribed on the licence, during the open season for non-trophy sheep in that area, but
2. not hunt a non-trophy sheep in the following areas:
 - a) within 1.6 km (1 mi.) of the Inland Cement Rock Quarry located near Cadomin;
 - b) within 3.2 km (2 mi.) of the intersection of the forestry trunk road and the South Ram River in Section 18, Township 36, Range 13, West of the 5th Meridian;
 - c) within 0.8 km (1/2 mi.) of Highway No. 3;
 - d) within 0.8 km (1/2 mi.) of Highway 1A between the west boundary of the Stoney Indian Reserve and Canmore;
 - e) within 1.6 km (1 mi.) of the intersection of Whitehorse Creek and the main forestry trunk road south of Cadomin;
 - f) within 1.6 km (1 mi.) of where Highway No. 16 intersects the east boundary of Jasper National Park;
 - g) within 182 m (200 yards) of the Canada Cement Rock Quarry at Exshaw;
 - h) within 1.6 km (1 mi.) of the Sheep River from the east boundary of WMU 406, upstream to Dyson Creek; and
 - i) within any wildlife sanctuary.


SHEEP IDENTIFICATION



female lamb




male lamb



female yearling



male yearling



2-year old ewe

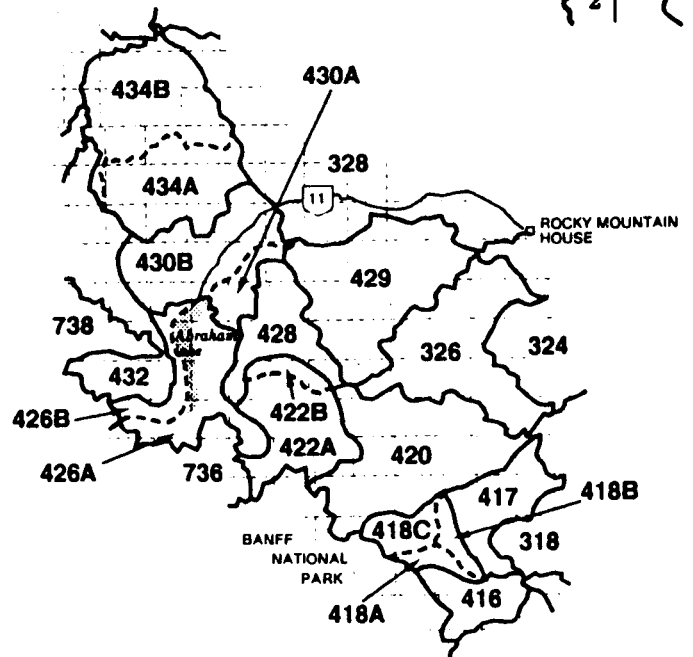
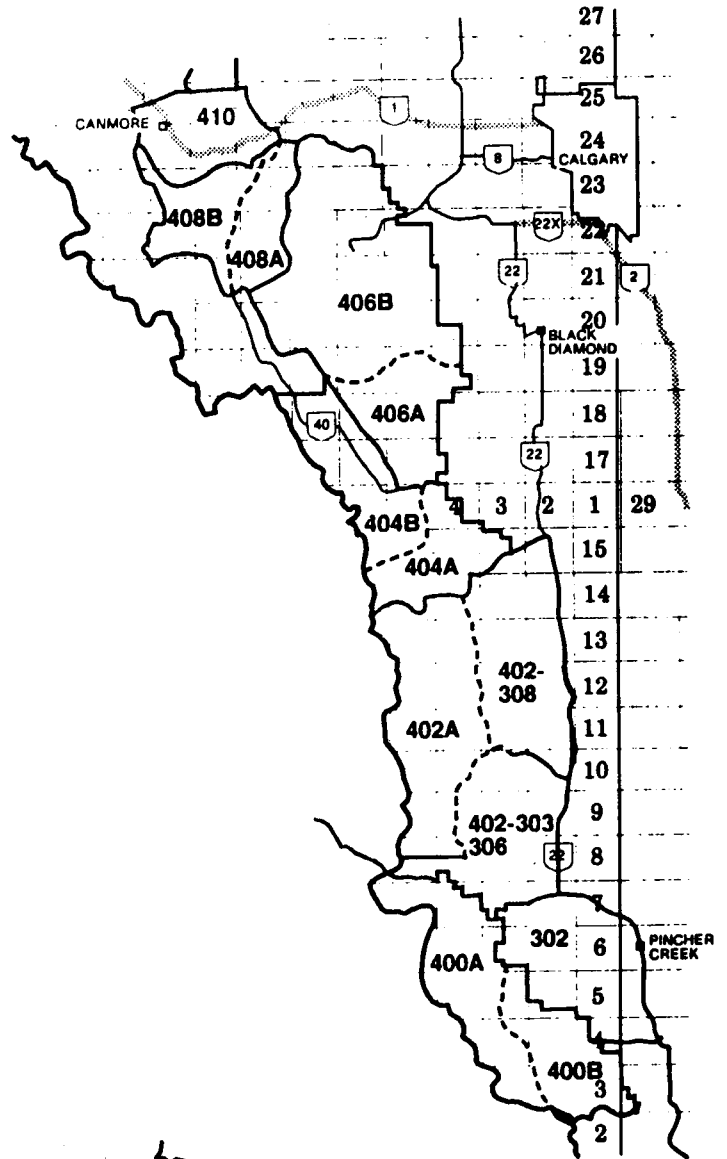


adult ewe

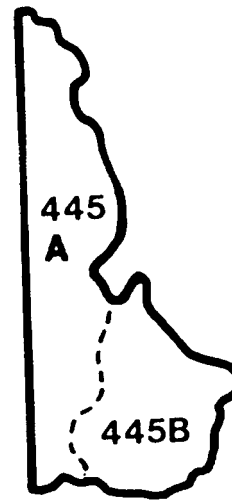
NON-TROPHY SHEEP HUNTING AREAS

- 303, 306, 402** – Includes all of WMU 303, 306 and that portion of WMU 402 lying east of the Forestry Trunk Road and south of the Oldman River.
- 308, 402** – Includes all of WMU 308 and that portion of WMU 402 lying east of the Forestry Trunk Road and north of the Oldman River.
- 402A** – That portion of WMU 402 lying west of the Forestry Trunk Road.
- 404A*** – That portion of WMU 404 lying south and east of Cataract Creek.
- 404B*** – That portion of WMU 404 lying north and west of Cataract Creek.
- 406A** – That portion of WMU 406 lying south of the Sheep River Road and the Elbow Lake Road which runs from the Sheep River Road past Elbow Lake to Highway 40. Hunting is not permitted in the Sheep River Wildlife Sanctuary.
- 406B** – That portion of WMU 406 lying north of the Sheep River Road and the Elbow Lake Road which runs from the Sheep River Road past Elbow Lake to Highway 40. Hunting is not permitted in the Sheep River Wildlife Sanctuary.
- 408A** – That portion of WMU 408 lying east of Highway 40.
- 408B** – That portion of WMU 408 lying west of Highway 40.
- 418A** – That portion of WMU 418 lying south of the Red Deer River.
- 418B** – That portion of WMU 418 lying east of Bighorn Creek and north of the Red Deer River.
- 422A** – That portion of WMU 422 lying south of Onion Creek and south of the Ram River downstream from the mouth of Onion Creek.
- 426A** – That portion of WMU 426 lying south of the North Saskatchewan River.
- 430A** – That portion of WMU 430 lying south of the North Saskatchewan River.
- 430B** – That portion of WMU 430 lying north of the North Saskatchewan River.
- 434A** – That portion of WMU 434 lying south of the Blackstone River and east of the height of land dividing the Opabin Creek drainage from the Mon's Creek and George Creek drainages.
- 434B** – That portion of WMU 434 lying north of the Blackstone River and west of the height of land dividing the Opabin Creek drainage from the Mon's Creek and George Creek drainages.

Non-Trophy Sheep Hunting Areas continued on next page



- 438A** – That portion of WMU 438 lying north of the Drinnan Creek, Gregg River drainage. See map page 45.
- 438B*** – That portion of WMU 438 designated as the Cardinal River Coal Mineral Surface Lease and Gregg River Resources Ltd. 15 year Coal Lease. See map page 45.
- 438C** – That portion of WMU 438 south of the Drinnan Creek, Gregg River Drainage and north of the north boundary of the Whitehorse Wildland Park, excluding non-trophy sheep hunting area 438B. See map page 45.
- 438D** – That portion of WMU 438 south of the north boundary of the Whitehorse Wildland Park. See map page 45.
- 445A** – That portion of WMU 445 lying generally west of Mouse Cache Creek, the Kakwa Falls trail between Mouse Cache Creek and the South Torrens River, the South Torrens River and the Torrens River.
- 445B** – That portion of WMU 445 lying generally east of Mouse Cache Creek, the Kakwa Falls trail between Mouse Cache Creek and the South Torrens River, the South Torrens River and the Torrens River.



***Please Note:** These areas are not open for the 2011 season.

LICENCE LIMITS FOR RESIDENT TROPHY SHEEP HUNTERS

Hunters may possess only 1 of the following licences: a Trophy Sheep Licence, a WMU 410 Trophy Sheep Special Licence, a WMU 437 Trophy Sheep Special Licence, a WMU 444/446 Trophy Sheep Special Licence, a WMU 408 Trophy Sheep Special Licence, or a WMU 438 Trophy Sheep Special Licence. If you apply in one of the 5 Trophy Sheep Special Licence Draws and your application is drawn, you may not buy a Trophy Sheep general licence.

DRAW CODE 30

WMU 410 Trophy Sheep Special Licence Draw

Residents Only

Price (GST not included): \$51.31

A WMU 410 Trophy Sheep Special Licence authorizes the holder to hunt a trophy sheep in the following WMU during the listed season. See page 48 for definition of “trophy sheep.”

Resident hunters successful in drawing a WMU 410 Trophy Sheep Special Licence may designate a resident youth partner to hunt with them and share the special licence tag (see page 15 for details)

Season	Enter This WMU
September 7 – November 30	410 - archery only

NOTE: WMU 410 is an archery-only area. The trophy sheep season in WMU 410 from September 7 – October 31 is provided for the hunter who holds a Bowhunting Permit and either a Trophy Sheep Licence or a WMU 410 Trophy Sheep Special Licence. The trophy sheep season in WMU 410 from November 1 – November 30 is provided only for the hunter who holds a Bowhunting Permit and a WMU 410 Trophy Sheep Special Licence.

IMPORTANT: If you killed a sheep, except a legal non-trophy sheep, in 2010, you may not purchase a Trophy Sheep Licence in 2011, however, you may apply for a WMU 410 Trophy Sheep Special Licence if you use ‘999’ as your only draw choice for 2011.

Trophy Sheep Draws continued on next page

DRAW CODE 34**WMU 437 Trophy Sheep Special Licence Draw****Residents Only****Price (GST not included): \$51.31**

A WMU 437 Trophy Sheep Special Licence authorizes the holder to hunt a trophy sheep in WMU 437 during one of its listed seasons. See page 48 for definition of "trophy sheep."

Resident hunters successful in drawing a WMU 437 Trophy Sheep Special Licence may designate a resident youth partner to hunt with them and share the special licence tag. (See page 15 for details)

WMU	Season	Enter This Code
437	August 25 – September 23	890
	September 24 – October 31	891

IMPORTANT: If you killed a sheep, except a legal non-trophy sheep, in 2010, you may not purchase a Trophy Sheep Licence in 2011 however you may apply for a WMU 437 Trophy Sheep Special Licence if you use '999' as your only draw choice for 2011. **A maximum of 2 hunters may apply together for this draw.**

DRAW CODE 37**WMU 444/446 Trophy Sheep Special Licence Draw****Residents Only****Price (GST not included): \$51.31**

A WMU 444/446 Trophy Sheep Special Licence authorizes the holder to hunt a trophy sheep. See page 48 for definition of "trophy sheep."

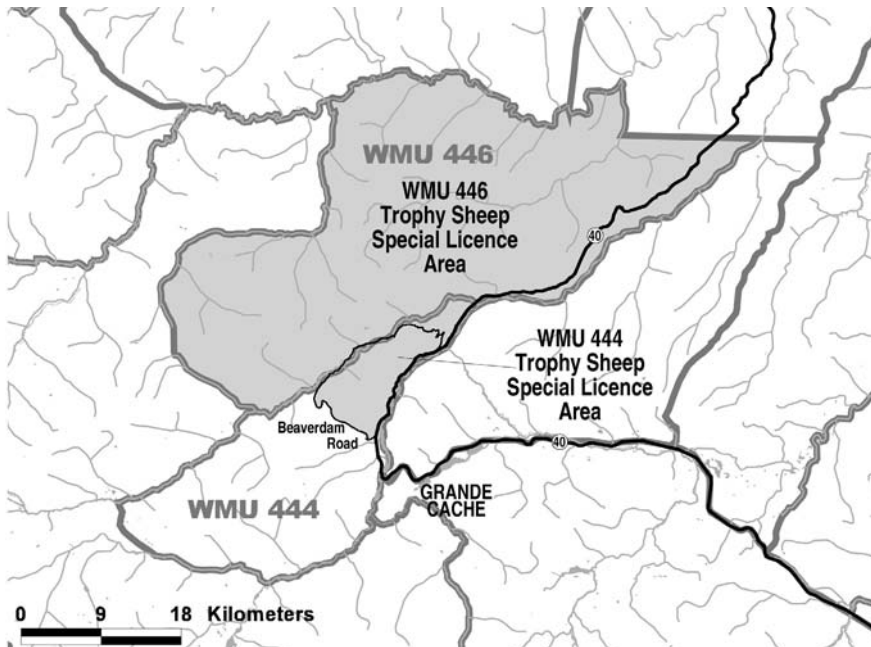
Resident hunters successful in drawing a WMU 444/446 Trophy Sheep Special Licence may designate a resident youth partner to hunt with them and share the special licence tag. (See page 15 for details)

Season	WMU	Enter This Code
August 25 - October 31	444, 446	444

A hunter successfully drawn is authorized to hunt in WMU 446 and that portion of WMU 444 north of the Beaverdam road. (Refer to the map below). Note: There is a general trophy sheep season in WMU 444 from August 25 – October 31 south of the Beaverdam road; this portion is only open to holders of a Trophy Sheep Licence.

IMPORTANT:

1. If you killed a sheep, except a legal non-trophy sheep, in 2010, you may not purchase a Trophy Sheep licence in 2011; however, you may apply for a WMU 444/446 Trophy Sheep Special Licence if you use '999' as your only draw choice for 2011.
2. **A maximum of 2 hunters may apply together for this draw.**



DRAW CODE 36**WMU 408 Trophy Sheep Special Licence Draw****Residents Only****Price (GST not included): \$51.31**

A WMU 408 Trophy Sheep Special Licence authorizes the holder to hunt a trophy sheep. See page 48 for definition of "trophy sheep."

Resident hunters successful in drawing a WMU 408 Trophy Sheep Special Licence may designate a resident youth partner to hunt with them and share the special licence tag. (See page 15 for details)

Season	Enter This WMU
November 1 - November 30 (Archery Only)	408

A hunter successfully drawn is authorized to hunt in that portion of WMU 408 lying west of Highway 40. This licence authorizes hunting by means of archery only during the period November 1 – November 30. A bowhunting permit must also be obtained.

NOTE: There is a general trophy sheep season in WMU 408 from September 7 – October 31; this season is provided for the hunter who holds either a Trophy Sheep Licence or a WMU 408 Trophy Sheep Special Licence (west of Highway 40).

IMPORTANT:

1. If you killed a sheep, except a legal non-trophy sheep, in 2010, you may not purchase a Trophy Sheep licence in 2011; however, you may apply for a WMU 408 Trophy Sheep Special Licence if you use '999' as your only draw choice for 2011.
2. **A maximum of 2 hunters may apply together for this draw.**

DRAW CODE 38**WMU 438 Trophy Sheep Special Licence Draw****Residents Only****Price (GST not included): \$51.31**

A WMU 438 Trophy Sheep Special Licence authorizes the holder to hunt a trophy sheep in Area 438C and will be valid for 1 of the following 10-day seasons. See page 48 for definition of "trophy sheep."

Resident hunters successful in drawing a WMU 438 Trophy Sheep Special Licence may designate a resident youth partner to hunt with them and share the special licence tag. (See page 15 for details)

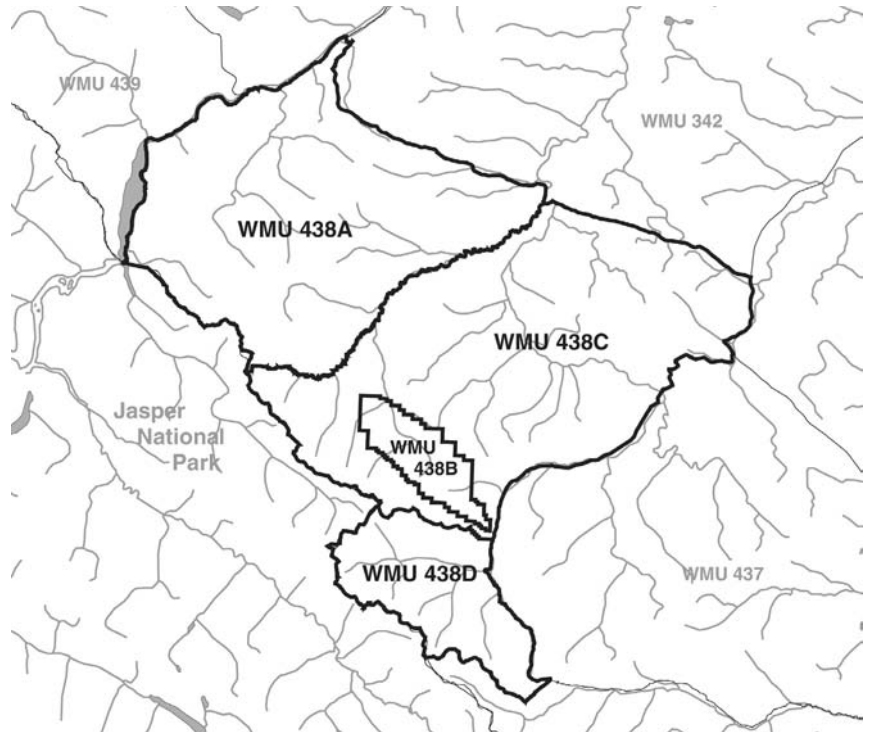
Season Choices	Enter 1 of these Codes
November 1 - November 10	710
November 11 - November 20	711
November 21 - November 30	712

A hunter successfully drawn in Area 438C is authorized to hunt in that portion of WMU 438 south of the Drinnan Creek, Gregg River Drainage and north of the north boundary of the Whitehorse Wildland Park, excluding Area 438B. Area 438B includes the portion of WMU 438 designated as the Cardinal River Coal Mineral Surface Lease and Gregg River Resources Ltd. 15 year Coal Lease.

Note: There is a general trophy sheep season in WMU 438 from August 25 - October 31. This is only open to holders of a Trophy Sheep Licence.

IMPORTANT:

1. If you killed a sheep, except a legal non-trophy sheep, in 2010, you may not purchase a Trophy Sheep licence in 2011.
2. **A maximum of 2 hunters may apply together for this draw.**
3. **The draw priority system will not be applied to this draw. No priority will be assigned to the applicants not drawn.**



LICENCE LIMITS FOR NON-RESIDENT TROPHY SHEEP HUNTERS

Hunters may possess only 1 Trophy Sheep Special Licence. If you apply in this Trophy Sheep Special Licence draw, you may not purchase a Trophy Sheep Special Licence through an Outfitter-guide if your application has been drawn.

DRAW CODE 31

Trophy Sheep Special Licence Draw

Non-residents (Canadian) Only

Price (GST not included): \$317.82

A Non-resident Trophy Sheep Special Licence obtained through this draw authorizes the holder to hunt a trophy sheep in any WMU open for non-resident trophy sheep hunting during the season specified for non-residents. See page 48 for definition of "trophy sheep."

WMUs	Season	Enter This Code
412, 414, 416, 417, 418, 420, 422, 426, 428, 430, 432, 434, 436, 438, 439, 440, 441, 442, 444*, 445	September 1 – October 15	860
410 Archery Only	September 7 – November 30	

* In WMU 444 this licence is only valid in that portion of the WMU that lies south of the Beaverdam Road.

IMPORTANT: If you killed a sheep in Alberta in 2010, you may not apply for or purchase a Trophy Sheep Special Licence in 2011. For this draw, non-residents (Canadian) have to apply without a resident, since residents are not required to enter a draw for trophy sheep licences. However, while hunting, the hunter must be accompanied by a licensed Hunter Host (see page 48). A **maximum of 2 non-residents may apply together** because only 2 licences are available through this draw.